

ALLES **HAND IN HAND**

Seit
1968 wird
SERVICE
bei uns groß-
geschrieben!

GRU ATORRE

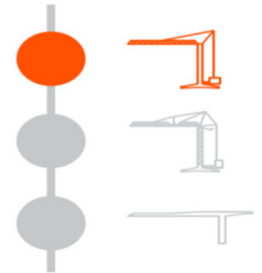
GA 138

GRU AUTOMATICA CON
MONTAGGIO IDRAULICO

GA compact

GX

GHS topless



Überarbeitung 2020 GA 138.1
jetzt mit reinem 2-strang Hubwerk 4.000kg

FB GRU
LIFT YOUR GOALS!

FB F.lli Butti s.r.l.

Via XXV Aprile, 58

23868 Valmadrera (LC) - Italia

Tel. 0341.581108 - Fax 0341.200253

E-mail : fbgru@fbgru.it - http://www.fbgru.it

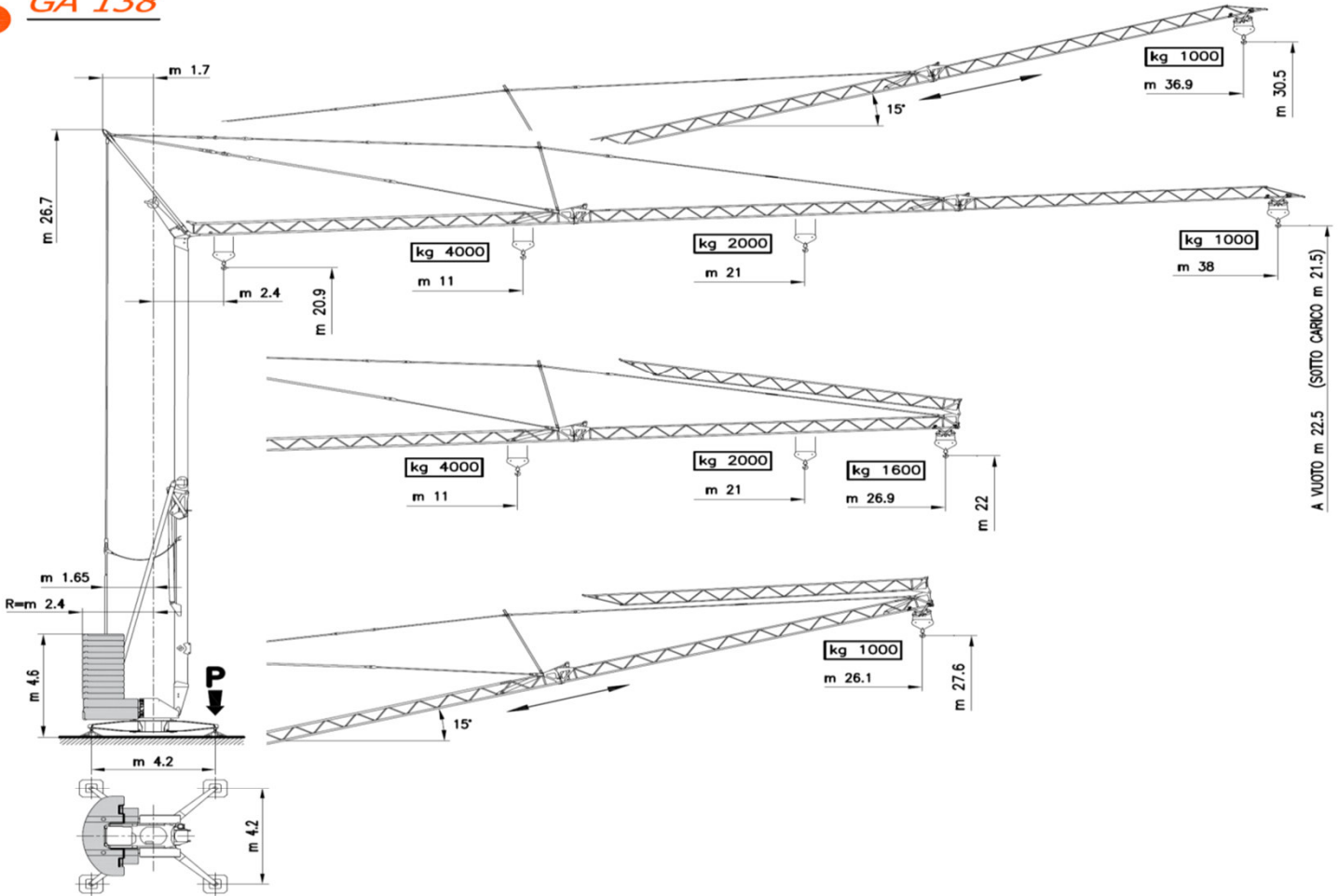
CE

FEM 1.001 - A3
EN 14439 - C25


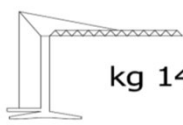
ALLES **HAND IN HAND**

Seit
 1968 wird
SERVICE
 bei uns groß-
 geschrieben!

GA 138



P	
kg 26100 <i>In servizio</i> En servicio In service In betrieb En service	kg 19400 <i>Fuori servizio</i> Fuera de servicio Out of service Außer betrieb Hors service

S	
 <p>N° 11x1800 N° 2x1850 N° 2x1550 kg 40750</p>	 <p>kg 14150</p>

LA GRU LA GRÚA — CRANE
 KRAN — GRUE



GA 138

ALLES **HAND IN HAND**



MECCANISMI MECANISMOS — MECHANISMS
 ANTRIEBE — MÉCANISMES

MOVIMENTO MOVIMIENTO MOVEMENT BEWEGUNG MOUVEMENT	ALIMENTAZIONE ALIMENTACION OPERATING VOLTAGE BETRIEBSSPANNUNG TENSION DE SERVICE	PRESTAZIONI FUNCIONAMIENTOS PERFORMANCES LEISTUNGEN EXÉCUTIONS					
SOLLEVAMENTO ELEVACION — HOISTING HEBEN — LEVAGE INVERTER	400 V 50 Hz		1 ^a m/1' - kg	2 ^a m/1' - kg	3 ^a m/1' - kg	4 ^a m/1' - kg	kW 15
			4	16	34	46	
			4000	4000	2000	1000	
CARRELLO CARRILLO — JIB TROLLEY LAUFKATZE — DISTRIBUTION INVERTER	400 V 50 Hz		1 ^a m/1'	2 ^a m/1'	3 ^a m/1'		kW 3
			18	30	56		
ROTAZIONE ROTACION — SLEWING DREHEN — ORIENTATION INVERTER	400 V 50 Hz		1 ^a g/1'	2 ^a g/1'	3 ^a g/1'		kW 3
			0 → 0.15	0.15 → 0.6	0.6 → 0.85		



Conforme alle direttive
 CEE sul livello acustico
 2000/14/CE

Conforme con las directivas
 CEE sobre el nivel acustico

In compliance with the EEC
 instructions on noise level

Gemass EWG-Richtlinien für
 den Schall-Leistungspegel

Conforme aux directives CEE
 sur le niveau acoustique

CURVE DI CARICO CURVAS DE CARGAS — LOAD DIAGRAMS
 LASTKURVEN — COURBES DE CHARGES

V38

	m	2.4	7	11	12.5	14	16	18	20	21	22	24	26.9	28	30	32	34	36	38
	kg	4000			3745	3289	2815	2454	2169	2000	1924	1750	1527	1456	1339	1238	1149	1070	1000
	m	2.4	5	8	11	14	17	19	20	23	26	29	32	35	38				
	kg	1000																	



POTENZA RICHIESTA POTENCIA-ELECTRICA NECESARIA — NECESSARY ELECTRIC POWER
 KRAFTBEDARF — PUISSANCE ELECTRIQUE NECESSAIRE

	SOLLEVAMENTO ELEVACION — HOISTING — HEBEN — LEVAGE	kg 4000
	14 kw 400 V - 50 Hz	

GA 138

Con riserva di modifiche
 documento commerciale
 non vincolante

Derecho de modificaciones reservadas
 documento commercial
 non contractual

Subject to change without notice
 commercial document not legally
 binding

Anderungen vorbehalten
 Unverbindliches
 Vertriebsdokument

Modifications réservées
 document commercial
 non contractual

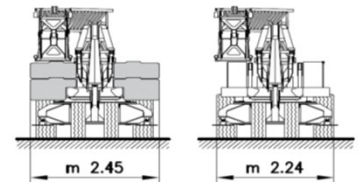
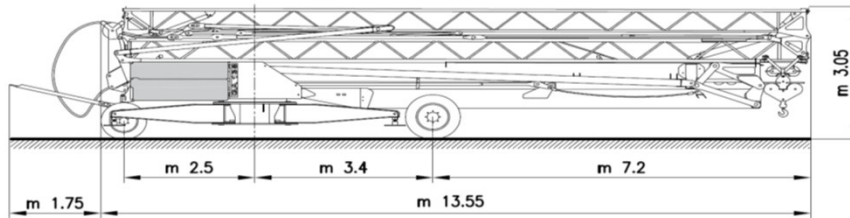
Rev. 0020219-138

ALLES **HAND IN HAND**

Seit
1968 wird
SERVICE
bei uns groß-
geschrieben!

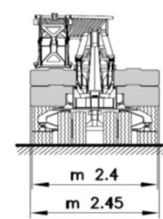
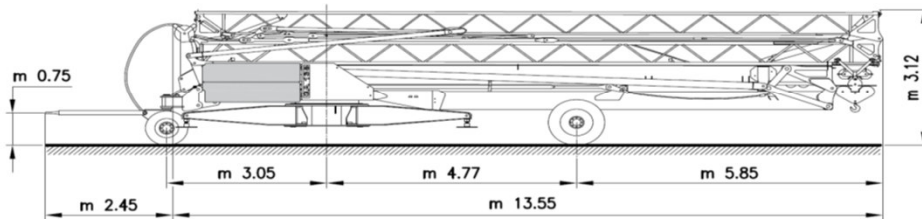
TRASPORTO TRANSPORTE — TRANSPORT
TRANSPORT — TRANSPORT

5
km/h

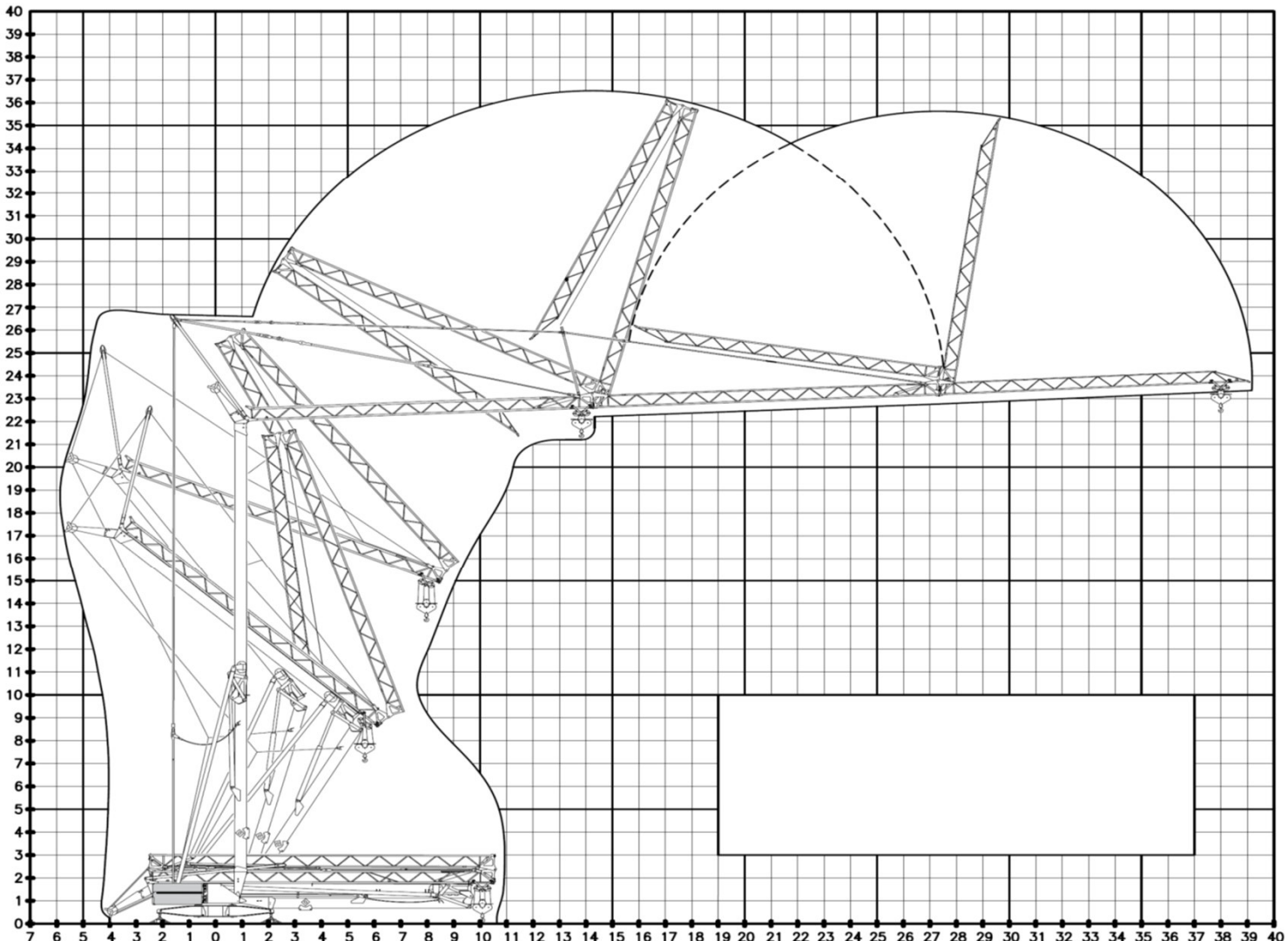


FB25K1

25
km/h



MONTAGGIO MONTAJE — ERECTION
MONTAGE — MONTAGE



GA 138